

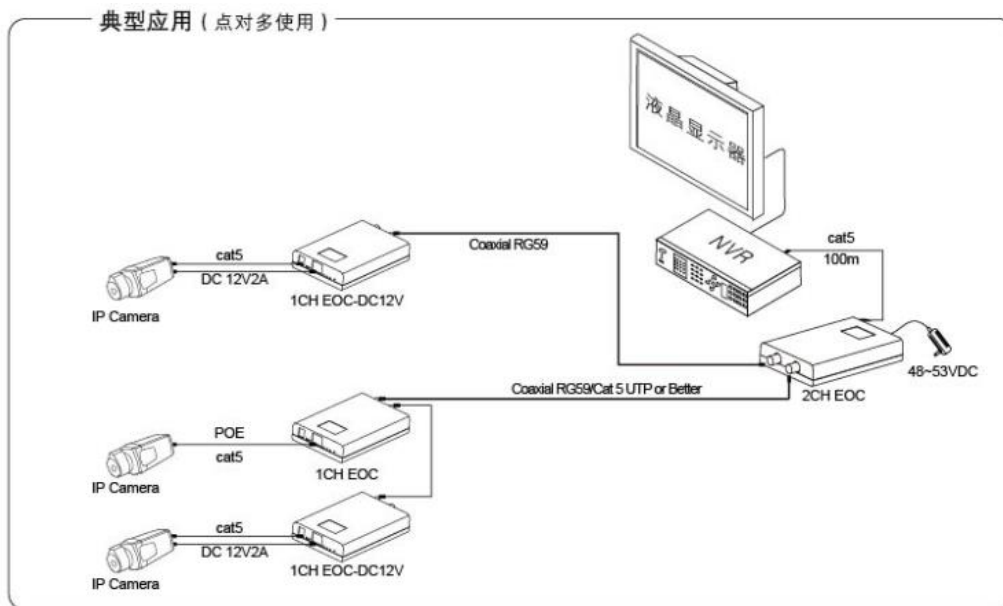
USER MANUAL

(EC-HP01)

HD IP POE Extender is a new designed Ethernet Extender Device. This Device is designed to extend Network signal and Power over IPC existing coaxial cable, and able to live transmit multi-channel Power + Network data signal, the Max distance is up to 2500M(Power: 600M). 2pc BNC design, supports connection of 2 channel branch line at same time. The total power of electricity is 100W, each BNC max is 50W. Network max baud-rate is up to 100Mbps.

It has excellent lightning protection and Anti-interference. Inbuilt Industry level intelligent auto-monitoring module (this function is optional), this function can make the device intelligent detect circuit individually, all time automatically detect network communication link exceptional situation. If any link is abnormal, it make the device recover to link the communication automatically, ensure the network communication link data transmission stably. Really realize never loss network connection, never crash industry network transmission. Guarantee the security of surveillance zone.

These series products are widely used in CCTV surveillance and remote network extension.



FEATURES:

Inbuilt Industry level intelligent Auto-monitoring module(this function is optional)

Embedded independent intelligent auto detection circuit. In all time automatically detect network communication link exceptional situation. If any link is abnormal, it make the device recover to link the communication automatically, ensure the network communication link data transmission stably. Really realize never loss network connection, never crash industry network transmission. It is the best choice of CCTV surveillance transmission domain.

- ◆ Transmit 10/100 Mbps Full Duplex Ethernet up to 8000ft(2500m) or more.
- ◆ [Transmission Media: Coaxial Cable\(Best\), 586B, CAT5e/6](#)

◆Input Voltage: DC12V~53V (POE: DC48V~53V).

Support Power Over Coax & Power over Ethernet at same time.

2pc BNC design, Support connect 2 channel branch line, The total power of electricity is 100W, each BNC max is 50W.

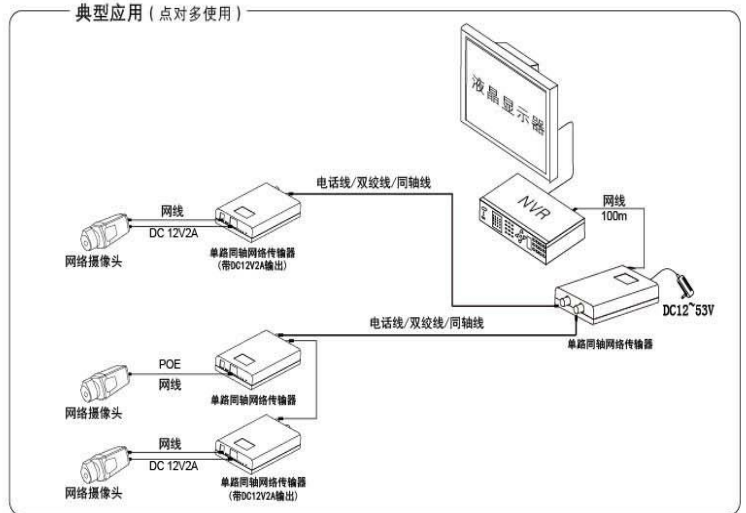
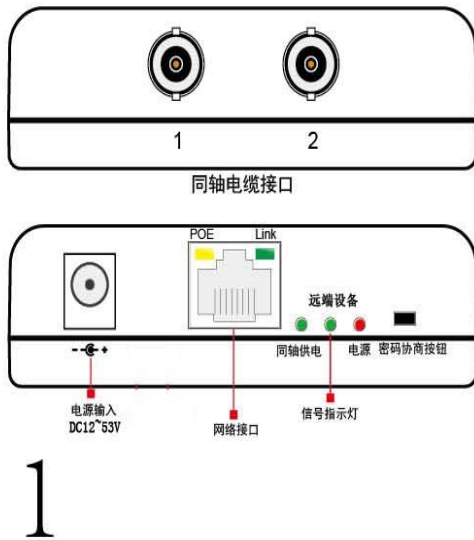
◆Operation: Use the existing network, easy to install, Plug & Play. Convenient and efficient.

◆Code Standard: abide by IEEE802.3 10/100 base-TX Ethernet standard protocol

◆Advanced 128-bit AES encrypted transmission and PoE+ power technology

◆Excellent Protection: Built-in transient protection; industrial temperature range. Excellent lightning protection and strongly Anti-interference, surge protection.

USE the Grouping tool software make the group of different branch line; Solve the problem that the cameras on different line get image crosstalk.



INSTALLATION STEPS:

Before installation, check the device and accessories. If meet any parts loss, contact the supplier

1. HD IP POE Extender 1pc
2. Manual 1pc
3. DC53V 2A Power Supply(optional device) 1pc

Follow below steps to install:

1)Firstly Connect the signal cables, then connect Power. (Install with power may destroy device)

2)Connect NVR/Switches:

--RJ45 Ethernet(CAT5e/6) cable one side connect the Device Ethernet Port

--RJ45 Ethernet(CAT5e/6) cable another side connect NVR/Switches Port

--Use Coaxial cable one side connect the Device BNC

3)Connect the IPC.

- RJ45 Ethernet(CAT5e/6) cable one side connect the Device Ethernet Port
- RJ45 Ethernet(CAT5e/6) cable another side connect IPC net Port
- Use Coaxial cable another side connect the Device BNC

4)Check the installation is correct or not, device is no damage, guarantee all the link is stable, connect the power supply cable, to power the whole system.

5) The devices can not overlay, it may cause serious interference, make the network loss link.

It can be installed beside each other.

6) when transmit Network + Power: noted that the Master device BNC total power is 100W;

So that the slaver devices connect POE IPC total power should be same as or less than 100W.

FAILURE REMOVAL:

If the device meet problem, follow the below steps to solve:

- According to the LED indicator primary localize the trouble occur region.
- If LED all is lighting off, please check whether the system power is normal.
- If only Net port LED indicator is lighting off, please check whether the network cable link is Loose, and check all the IPC/Switches etc Device is working normally.
- If only **Slaver device** LED indicator is lighting off, please check the below reasons:
 - Whether the Coaxial cable is LOOSE.
 - Whether the Coaxial Cable length beyond the MAX transmission distance.
 - Whether the 2pcs interconnection device passcode is not same.
- After above detection, if the trouble is still not solved, please contact the Supplier.

SPECIFICATIONS:

ITEMS		DESCRIPTION
Technology Standard	Standard	HomePlug AV IEEE 802.3 10/100 Ethernet(100Mbps) IEEE 802.3u Fast Ethernet
Encryption Algorithm	Algorithm	128-bit AES
Power	Supply mode	Power adapter
	Input Voltage range	DC12V~53V (POE: DC48V~53V)
	Consumption	<2W
Ethernet Interface	Port	RJ45
	Signal Type	10/100Base-Tx
	Distance	100M (Max)
Coax Connector	Port	BNC
	Transmission rate	80Mbps TCP, 90Mbps UDP
	Total Power	100W
	Distance	IP: 2500M (Max); IP+Power: 600M(Max)
	Power indicator	RED (Power On: keep lighting, Power Off: lighting off)

Status Indicator	Far-end device indicator	GREEN (keep lighting: Device connection ready. Flicker: signal transmission)
	Coax Power indicator	GREEN (Power on: keep lighting, Power off: lighting off)
RJ45 indicator	POE indicator	YELLOW (POE on: keep lighting, POE off: lighting off)
	Network link indicator	GREEN (Network linking: keep lighting, Signal transmission: Flicker)
POE Port	Transmit Power or not	Optional (Default: support transmit power)
POE Standard		IEEE 802.3AT
POE total Power		4/5,7/8 output power 50W; 1/2, 3/6 output power max 35W.
POE Power Wires	Line Pair function	1/2 +, 3/6-;4/5+, 7/8- line pair self-adaption
Operation Environment	Operation Temperature	0°C~55°C
Body Property	Storage Temperature	-20°C~70°C
	Humidity	0~95%
	Dimension	121.5*81*23.5mm
Reliability	Material	ABS plastic+PC
	Color	Black
	Weight	180g
	Mean Time Between Failures (MTBF)	>3000h

AFTER SALES SERVICE:

After buying the device, all the customers can have the free of charge after sales service, IF the device quality makes the problem, 15days guarantee for returns, 30days guarantee for replacement. 12months free charge of maintenance.

Below reasons make the device out of work or damage is **NOT** in region of free after service.

- Not follow manual indication to use/store device make the problem /damage.
User dismount, repair device by themselves or send the device to repair
- The Problem/Damage due to accident, natural disaster etc irresistible reason.(such as Fire disaster/Lightning stroke/earthquake etc.)
- The others abnormal using to make the problem or damage.