

Country of Origin : China
 Operating Temperature : 0~40 [°C]
 Dimension : 115 x 55 x 35 [mm]
 Efficiency level (ErP) : VI





Approvals / Marks :



Specifications

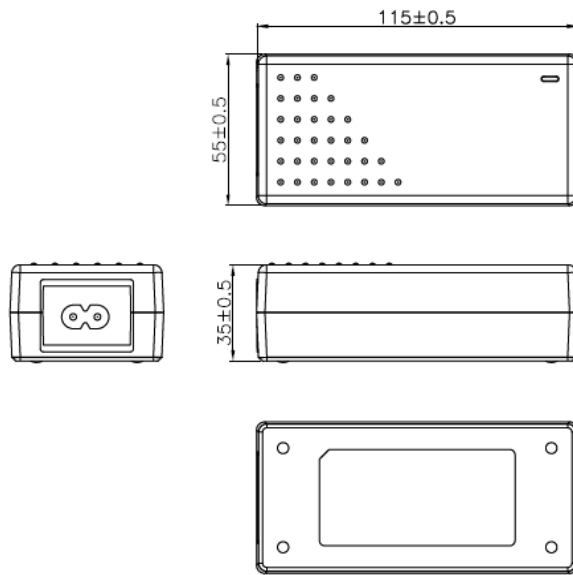
Model	Voltage DC [V]	Loading [A]	Max. Power [W]	Ripple / Noise [mV] p-p	Connector [mm]
SYS1548-5012-T2	12	0~4.17	50	200	2.1x5.5x11
SYS1548-5024-T2	24	0~2.08	50	240	(*)
SYS1548-6512-T2	12	0~5.42	65	180	2.1x5.5x11
SYS1548-6512-T2	12	0~5.42	65	180	2.5x5.5x11
SYS1548-6512-T2	12	0~5.42	65	180	(E.M.B.D.)
SYS1548-6515-T2	15	0~4.33	65	200	2.1x5.5x11
SYS1548-6518-T2	18	0~3.61	65	240	2.1x5.5x11
SYS1548-6519-T2	19	0~3.42	65	240	2.1x5.5x11
SYS1548-6524-T2	24	0~2.71	65	300	2.1x5.5x11
SYS1548-6536-T2	36	0~1.80	65	360	2.1x5.5x11

Features:

Available in 2 inlet versions: C7 (T2)  C13(T3) 
 Output connector: standard: 2.1 x 5.5 x 11 mm or customer requirement | Regulated Output With Low Ripple Noise | Safety Agency Requirements and EMI/EMS Certified
 Private Label Marking Available | Modified and Custom Design Available | 2 Years Warranty

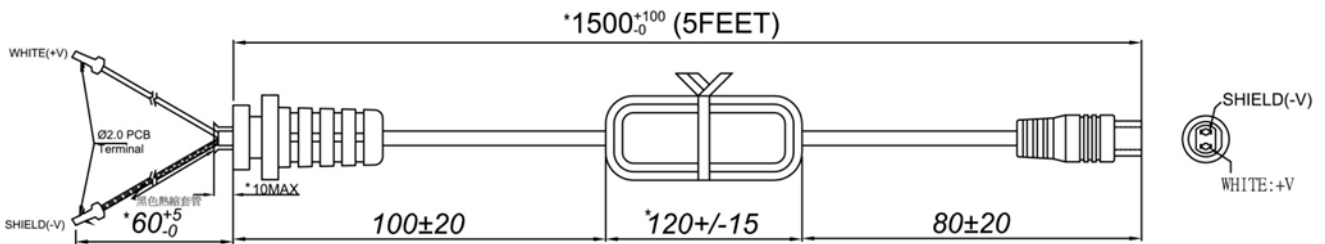
OUTPUT		EMC	
Turn delay	5000ms max@AC low line input@output full load	Meet EN550022 class B, FCCpart 15 Sub part B class B	
Hold up time	5ms min@AC nominal input@output full load (>half cycle)	EN 60950-1:2006+All LVD2006/95/EC IEC 60950-1:2005+A1+A2	
Efficiency (Normal)	Meet CEC,DOE,ERP,MEPS Level VI@115v/60HZ,230V/50HZ	SAFETY	
Transient response (dv,tmax)	0.4V dv max At AC nominal input loading from 20%load to 80% load	UL GS CB CE FCC SAA RCM	
	16ms tmax Dynamic rise time 10 us max,duty 40ms max,Dynamic load step is slew rate of 0.5A/us	OTHERS	
Power out.Limit	Peak 75w	Dielectric Strength (Hi-pot)	Primary to Secondary:3000VAC 10mA/60S
Burn in limit	Full load 2 Hours	M.T.B.F	500,000 Calculated Hours at 25°C, by Telcordia SR-332
Power consumption	Less than 0.075W ms max. At AC nominal input@output min load	Cable Length	1500mm (5 feet) standard cable or as required
INPUT		PLD (power line disturbance)	Line power surge Line voltage SAG-more info on request
Voltage	(90~264)VAC	Cooling method	Natural Convection Cooling
Frequency	(47~63)hz	Housing material	PC or PPO
Current	2.0A rms@AC low line input and DC output full load	Temperature coefficient:	<±0.5%/°C
Inrush Surge Current (cold start)	40/80A max@power supply cold start,ambient temperature 25°C @115Vac/230Vac nominal AC input	ENVIRONMENT	
leakage current	T2:0.25mA max T3:3.0mA max	Temperature	Operating: 0~40°C / Storage: -20~-85°C
PROTECTION		Humidity	Operating: 8%~90%RH / Storage: 5%~95% RH non condensing
Over current/ Short protection	The power supply will self-protect any output to ground & auto recovery when abnormal circuit faults remove. An output short circuit is defined as any output impedance less than 0.1 ohms.	WEIGHT	
Over Voltage	The power supply will be auto recovered when faults remove	NW: 266g/pc	
Input protection	F1:3.15A 250V Fuse The power supply shall be protected against power line surges and any abnormal condition	GW: 16kg/box	
No Load protection	The power supply is provided with no load operation to prevent the power supply and system from damage.	PACKING	
Protection class	II, (ITU-T K.21 Surge 6KV on request)	PE plastic bag	60 pcs/1 box 48x44x23 cm

Mechanical case specification:

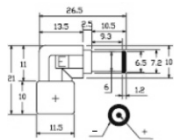


Cable specification:

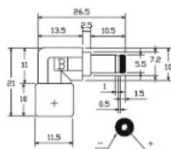
a) UNI cable type (1185#16*1C + shield / 5FT) ---- types of UNI plugs can be changed by customer



"E" type: (4.2x6.0x10.0 CPØ1.4)



"B" type: (2.1x5.5x9.5)



"M" type: (2.5x5.5x11.5)



"D" type: (3.0 x 6.3 x 9)



b) FIX cable type (1185#16 for 12V model, 1185#20 for 24V model)

